

# HOW TO REGISTER FOR 2026 SOUTH-CENTRAL SHIBIR – DALLAS, TEXAS

Shibir Dates: 4-9 August 2026


Registration Link: <https://mms.na.dadabhagwan.org/events/33/details>

There are multiple types of registrations via the same registration link:

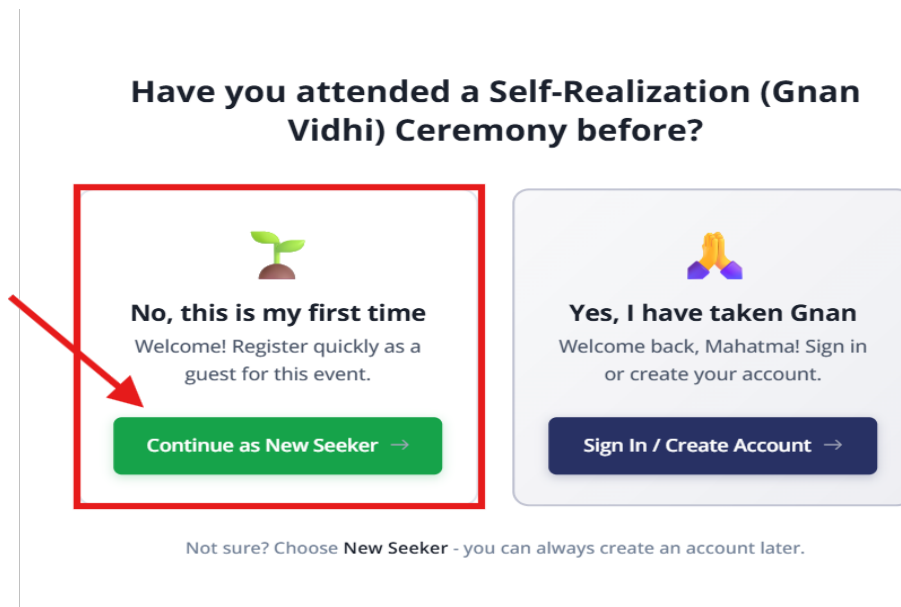
1. **Mumukshu (short form) registration (without MMS Login account)**
2. **South-Central mahatma registration (with MMS Login account)**
3. **Outside South-Central region mahatma registration**

## Mumukshu Registration

1. Select the registration link
2. Click “Register Button”



3. Select the “green button” to continue for New Seeker



4. Complete the short form including which sessions the new seeker is planning to attend.



## South Central Shibir 2026

**Starts:** Aug 4, 2026  
**Ends:** Aug 9, 2026

**Self-Realization Ceremony:** Fri, August 7, 2026

South Central Pujyashree Shibir 2026

### Personal Information

**First Name \***  **Last Name \***

**Gender \***  **Preferred Reading Language \***

**Email (Optional)**  **Phone \***

5. Once mandatory information is entered and policy is acknowledged, select “Submit Registration”. Individuals will receive a confirmation email (if provided) and/or Text Message with the mobile number provided. The confirmation text message is valid only for US & Canada phone numbers.

Registering family members too? OPTIONAL

#### Planning to attend \*

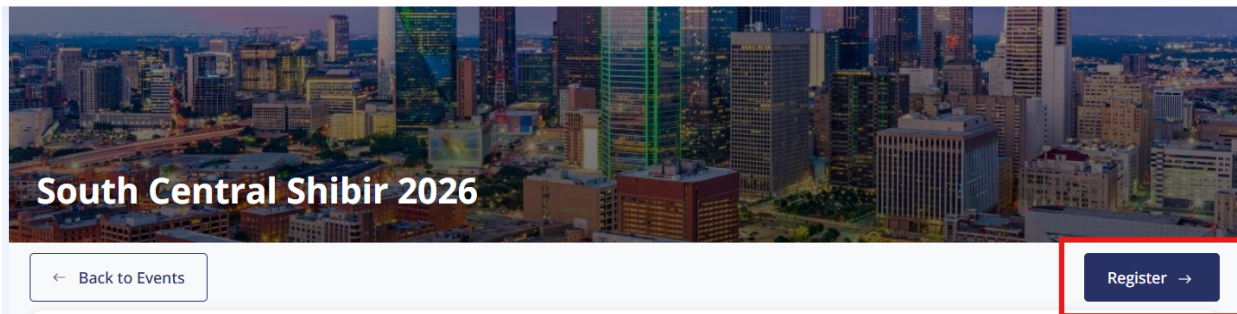
Select at least one session you plan to attend - helps us plan seating & meals.

<input type="radio"/> <b>Preparatory Session (Evening)</b> Pre Gnan Vidhi - evening before the ceremony Thu, Aug 6, 2026	<input type="radio"/> <b>Introductory Session (Morning)</b> Pre Gnan Vidhi - learn about the ceremony Fri, Aug 7, 2026	<input checked="" type="radio"/> <b>Self-Realization Ceremony</b> Gnan Vidhi - the main ceremony Fri, Aug 7, 2026
--	--	---

I have read and agree to the [Privacy Policy](#) and [Terms of Service](#). By registering, I consent to receive event-related communications.

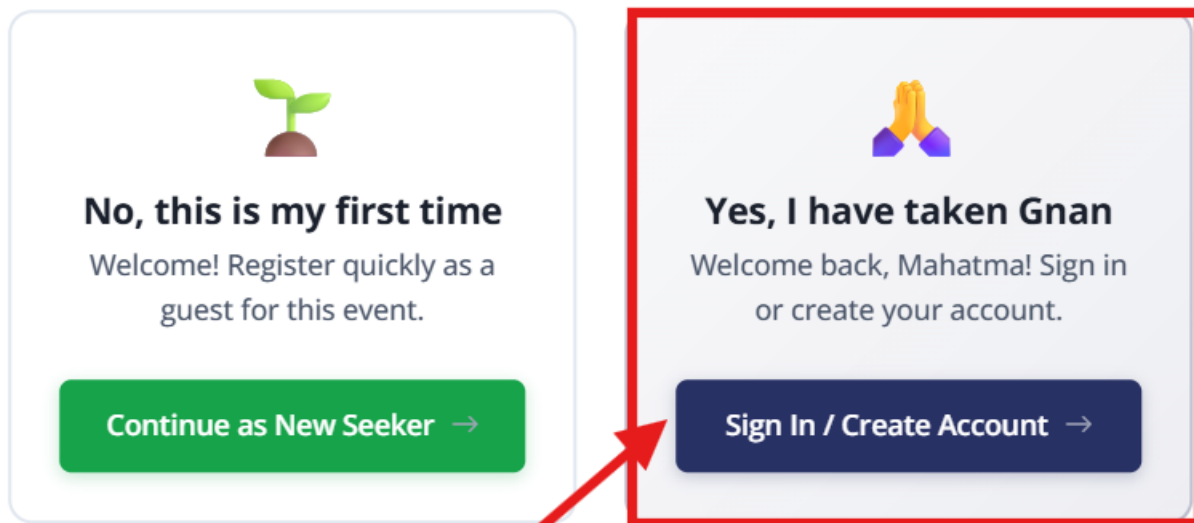
## South Central Mahatma Registration (using existing MMS login ID)

1. Select the registration link
2. Click “Register Button”



3. Select the “blue button” to sign-in to the MMS account to register

### Have you attended a Self-Realization (Gnan Vidhi) Ceremony before?



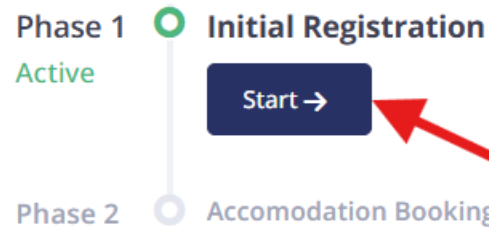
Not sure? Choose New Seeker - you can always create an account later.

4. Login to your account and continue completing the registration details. You can select an OTP option to login to your account if you have forgotten your password. After completing the required information, including if you would like to request a hotel room, and select submit button. Confirmation email will be sent to your registered account. Hotel room will be assigned later – similar to GP process.

## Outside South-Central Region Mahatma Registration

1. Follow Steps 1 thru 3 above for mahatma registration
2. Select “Initial Registration” and click the “Start” button

### South Central Shibir 2026



3. There will be a pop-up message asking for an Invite Code for South-Central shibir. Type AV2026 in the box and select “Continue” button. This will take you and all members registered in your account to the main registration page. Select the family members who plan to attend the South-Central shibir and continue to complete the required information to complete your registration. If you need accommodations, please request as part of your registration process.

#### Invitation Only

This event is limited to selected members, and your family account isn't currently eligible to register.

If you've received an invite code, you can enter it below to continue.

Enter Invite Code Below

AV2026

Back

Continue

Don't have a code? Contact the event team at [sc@us.dadabhagwan.org](mailto:sc@us.dadabhagwan.org).